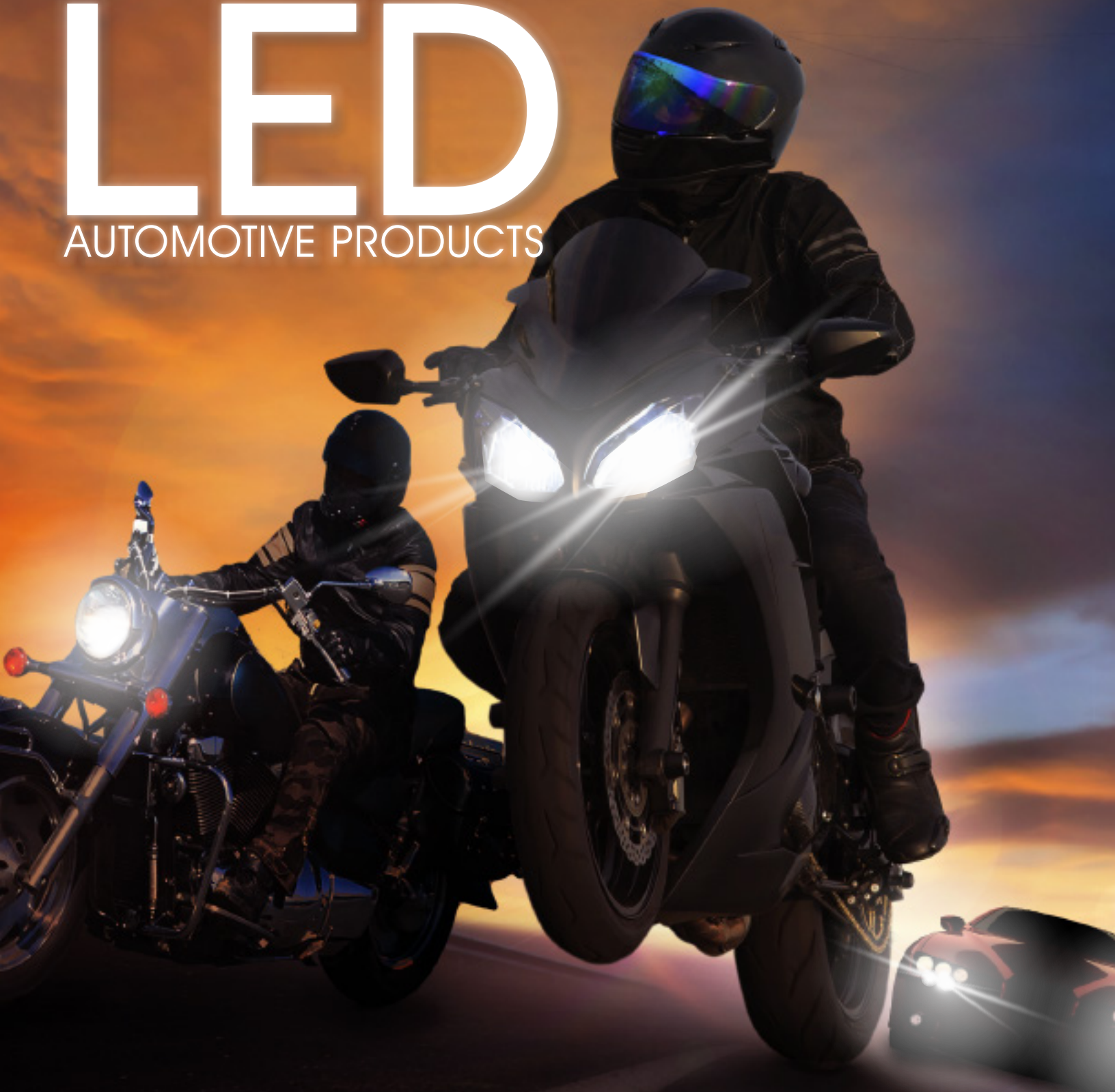


# LED

AUTOMOTIVE PRODUCTS



**VISIBILITY • SAFETY • STYLE**



# DUAL SHOT



Specifically designed for HD Road Glide® 2004 through 2013 models, Superior beam pattern with all around coverage for city and highway riding.

- DOT/SAE compliant
- Operating voltage 10-30VDC
- Socket H4
- LED peak power 80W, Cree
- Nominal power, high beam 80 W
- Nominal power, low beam 60 W
- 20,000 hours life
- 6,300 Lumens output
- Bright white beam, 6000K

# PASSING 4.5" LAMPS

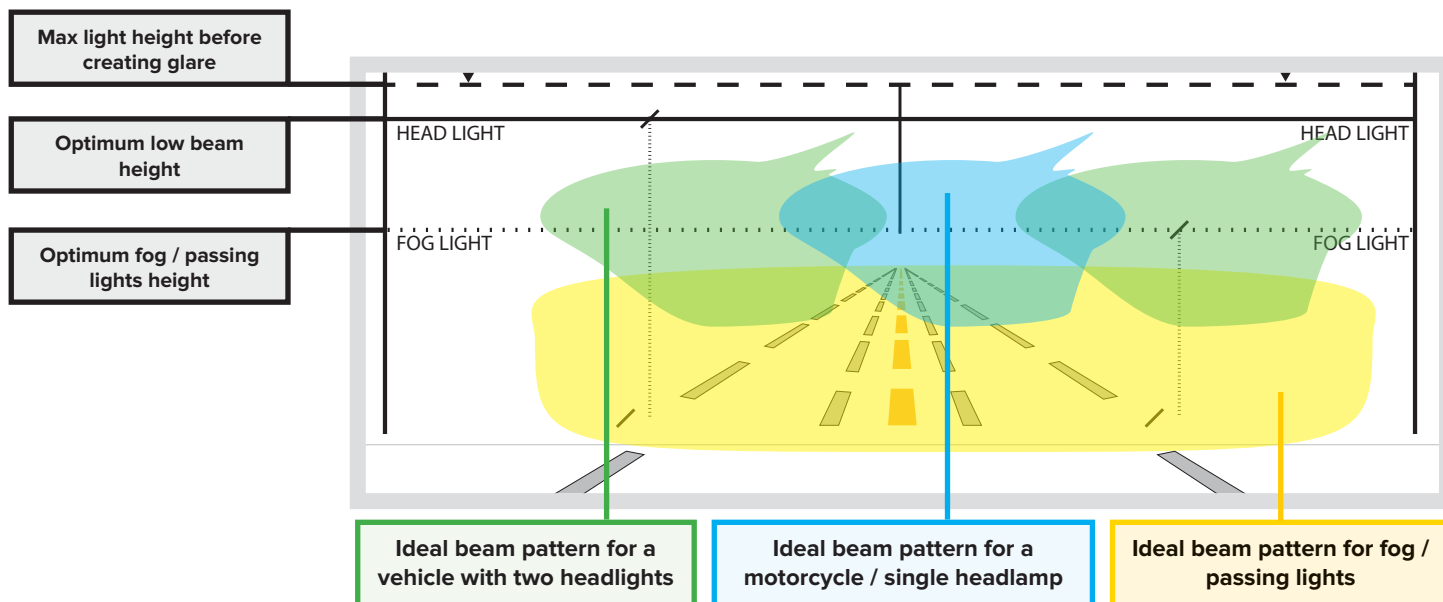


Integrated LED passing lamps with improved beam pattern for all road conditions. Matching color/beam to all Cyron LED headlights. A great upgrade for older style sealed beams.

- DOT/SAE compliant
- Operating voltage 10-30VDC
- H8/881 plug & play
- Peak LED power 30W
- Nominal power 25W
- 2000 Lumens
- Bright white beam 6000K
- Easy install

## HEADLIGHT 101

Headlamp systems are required to produce a low and a high beam. Low beams should cast most of their light straight ahead without glare for the safety of other drivers on the road. Quality bulbs/headlights as well as proper installation are essential to a safe driving experience. The following diagram illustrates the ideal light beam pattern of motorcycles and cars. Compare the test images within this catalog to see how CyronMotor products perform.



## BEAM ACCURACY



The term "Beam Accuracy" refers to the dispersion of light and its effectiveness to put the light beam where it is intended to be. The patterns illustrated above represent an accuracy of 100%, the most ideal pattern and light distribution for driving. CyronMotor headlights reference a numerical value to compare their effectiveness vs the ideal pattern.


No ElectroMagnetic Interference. Over 95% noise free on radio signals such as AM/FM/CB/WB. Error free on E-Log systems.

Smart Active Heat Management maintains the temperature of the bulb by force air circulation, and should the need arise at very high temps, adjusting the current flow to the LED chip. Results are more stability and longer life.



# URBAN7

Wide Beam Pattern  
4800 Max Lumens  
105W Peak Power  
DRL White+Amber  
Perfect for Streetglides™




# URBAN5

Wide Beam Pattern  
3100 Max Lumens  
40W Peak Power  
H4 Socket  
5 3/4" Harley™ Buckets



# BEAST

Narrow Beam Pattern  
4000 Max Lumens  
75W Peak Power  
DRL White  
Needs Passing Lamps



INTEGRATED HEADLIGHTS



# HOW ACCURATE IS YOUR BEAM?


**FIND OUT AT**  
**[CYRONMOTOR.COM/RIDE](http://CYRONMOTOR.COM/RIDE)**






# ELITE

C4 LED Technology  
3800 Lumens  
34 Watts  
Built-in Ballast  
Reduced EMI Noise



# ELITE MINI

C4 LED Technology  
2800 Lumens  
Small Housing Fitment  
Built-in Ballast  
Reduced EMI Noise



# STANDARD

COB LED Technology  
3000 Lumens  
28 Watts  
Value Performance  
Built-in Ballast



# HEADLIGHT BULBS



CyronMotor is a division of Cyron Inc., a manufacturer and distributor of quality Solid-State Lighting products located in southern California, USA. Since 2004 Cyron has been the brand of choice for tens of thousands of customers, ranging from consumers to large corporations, for their standard and custom lighting solutions. Products cover powersports, automotive, residential and commercial lighting applications.

Custom or standard products, you make the call.

**What Would YOU Light Today**

Visit us online at [Cyron.com](http://Cyron.com) - [CyronMotor.com](http://CyronMotor.com)



Subscribe to Cyron on YouTube for headlight installation tutorials, product announcements, lifestyle videos and more!



Stay up to date on Giveaways and Extras

Follow Us On

