

ABIG7/5 LED HEADLIGHT USER MANUAL

Thank you for choosing CyronMotor products! We are committed to provide the latest lighting technology without any compromises. Please read instructions completely before starting installation.

TOOLS NEEDED

Consult your vehicle/motorcycle user manual for process of gaining access to headlight housing and assembly. No special tools needed for CyronMotor headlights.



CAUTION: HOT SURFACES. DO NOT TOUCH THE METAL SURFACES OF THE HEADLIGHT. THEY CAN BE EXTREMELY HOT.

OPERATING IN HIGH-BEAM FOR EXTENDED PERIOD OF TIME WHILE THE VEHICLE/BIKE IS STATIONARY WILL CREATE EXCESSIVE HEAT AND WILL ULTIMATELY CAUSE DAMAGE.



Look for the installation video of this product on CyronMotor.com and [Cyron YouTube channel](#).

INSTRUCTIONS

ABIG integrated series LED headlights replace vehicle's entire reflector assembly which normally includes glass reflector, bulb, mounting rings, rubber boots, etc. Follow vehicle user manual to gain access to the headlight reflector.

Install the new light in place of the old glass reflector and secure the same method as the vehicle's reflector was secured. Pay attention to the orientation of the light. It keyed such that it should only fit in one position to provide secure mounting and correct light pattern.

Wire harness should be a simple plug-in for H4 sockets. 7" lights are provided with two adapters which should be used as needed; an H13 and Harley 4-pin. H13 fits several automotive applications. Harley adapter (Cyron# ABIGC2A) is mostly used on 2014 and newer bikes. (Exception is Roadking 2016+ which needs Cyron ABIGC3A adapter). YOU MAY NOT BE USING EITHER ADAPTER IF YOUR BIKE/CAR ALREADY HAS AN H4 PLUG. For bikes with dual bulb arrangements follow the wire harness and find the black plug placed inside the fairing. Unplug and replace with the adapter provided. This adapter is provided with a blue lead for DRL connection.

H13 - H4 ADAPTER



HARLEY ADAPTER



VISIBILITY - SAFETY - STYLE

DAYTIME RUNNING LIGHTS (DRL) - 7" LIGHTS that are provided with DRL have separate wires from the main 3-pin H4 plug. This is an optional hook up and does not affect the headlight operation.

___ URBAN7: Offers two colors of DRL. White DRL is RED wire, Amber DRL is Green Wire. Only connect one. HINT: You may put a switch to toggle between the two as you choose.

___ BEAST-II: Yellow wire DRL (DO NOT connect the short back lead)

Connect DRL wire to vehicle/motorcycle DRL wire. Harley motorcycles DRL wire is an orange/white wire. If you are using ABIGC2A Harley adapter and your bike has the orange/white wire, connect DRL to BLUE (GREEN for certain models) wire of the adapter.

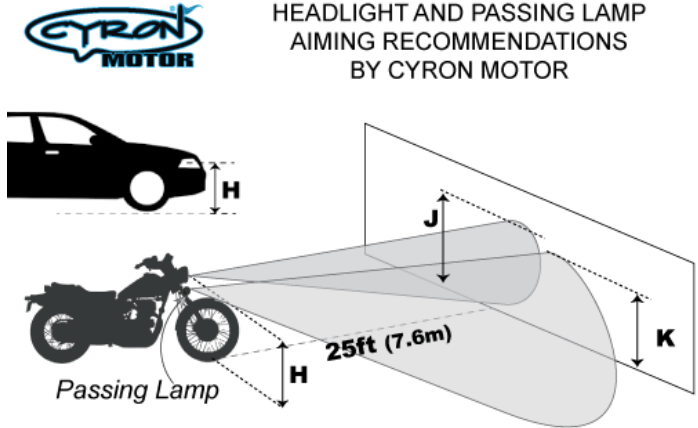
If vehicle/car is not equipped with DRL, it can be connected to marker lights. On older bikes that do not have DRL wire, it can be spliced into the low beam wire (white). This can be easily done with a wire tapping crimp connector (not provided). As a final alternative DRL can be connected via an accessory switch to +12VDC and make it operate manually or as an accent light.

"URBAN" ABIG7-A6K has a 2nd lead (green wire) for amber DRL lights. This can be used as standard DRL or as directional lights in cars.

ALIGNMENT

For proper operation it is vital to check the aim of the headlight. See guideline. During testing make sure:

- The vehicle is on level surface
- There are no excessive loads in the vehicle affecting its leveling
- For motorcycles it is a good idea to align with the rider on the bike
- After alignment do a road test to assure proper visibility has been achieved. Further adjustment may be necessary to get the optimum performance.



HEADLIGHT AND PASSING LAMP
AIMING RECOMMENDATIONS
BY CYRON MOTOR

H = Ground to the center of the headlight

$$J = H \times 0.9$$

$$H \times 0.6 < K < J$$

If light beams do not have a well defined beam cut-off keep the hot spot of the beam below J and K. Ensuring undisturbed visibility of other drivers is vital to your safety. Drive/Ride Safe!

**Ensuring undisturbed visibility of other drivers is vital to your safety.
Drive & Ride Safe!**

WARRANTY

Cyron warrants this product against any defects in materials or workmanship for a period of 1 year (Beast-II 2 years) from the date of purchase. The warranty covers normal usage as intended by the factory and does not cover misuse, abuse, accidents, or damages caused due to the acts of God. Proof of purchase is required.

ANY IMPLIED WARRANTIES, INCLUDING WITHOUT LIMITATION THE IMPLIED WARRANTIES OF MERCHANTABILITY AND FITNESS FOR A PARTICULAR PURPOSE, SHALL BE LIMITED TO THE DURATION OF THIS LIMITED WARRANTY, OTHERWISE THE REPAIR, REPLACEMENT, OR REFUND AS PROVIDED UNDER THIS EXPRESS LIMITED WARRANTY IS THE EXCLUSIVE REMEDY OF THE CONSUMER, AND IS PROVIDED IN LIEU OF ALL OTHER WARRANTIES, EXPRESS OR IMPLIED. IN NO EVENT SHALL CYRON, INC. BE LIABLE, WHETHER IN CONTRACT OR TORT (INCLUDING NEGLIGENCE) FOR DAMAGES IN EXCESS OF THE PURCHASE PRICE OF THE PRODUCT, ACCESSORY OR FOR ANY INDIRECT, INCIDENTAL, SPECIAL OR CONSEQUENTIAL DAMAGES OF ANY KIND, OR LOSS OF REVENUE OR PROFITS, LOSS OF BUSINESS, OR OTHER FINANCIAL LOSS ARISING OUT OF OR IN CONNECTION WITH THE ABILITY OR INABILITY TO USE THE PRODUCTS OR ACCESSORIES TO THE FULL EXTENT THESE DAMAGES MAY BE DISCLAIMED BY LAW.

CUSTOMER AGREES TO INDEMNIFY AND HOLD HARMLESS CYRON INC, ITS OFFICERS, DIRECTORS, EMPLOYEES AND SUCCESSORS FROM AND AGAINST ANY AND ALL LOSS, LIABILITY, DAMAGES, COSTS, ATTORNEYS' FEES OR OTHER EXPENSES ON ANY KIND, ON ACCOUNT OF ANY AND ALL CLAIMS, SUITS JUDGMENTS AND COSTS ARISING OUT OF ANY ACTUAL OR ALLEGED (I) BODILY INJURY OR DEATH TO ANY PERSON; (II) LOSS, DAMAGE OR DESTRUCTION OF PROPERTY; (III) DEFECTS IN THE PRODUCTS OR SERVICES; (IV) CLAIMS THAT A PRODUCT OR THE SALE OF THAT PRODUCT VIOLATED ANY LOCAL, STATE OR FEDERAL LAW OR REGULATION.

Some LED Headlight products are not DOT/SAE approved. Although efforts have been made to maximize road visibility and safety, all risks are sole responsibility of the user. For warranty claims please visit cyronmotor.com Support link or email warranty@cyron.com. Thank you.

SPECIFICATIONS

	ABIG7-A6K URBAN	ABIG7B2 BEAST2	ABIG5-A6K	ABIG5-B6K
Operating Voltage	10-30VDC	10-30VDC	10-30VDC	10-30VDC
Socket	H4/H13/H.D.	H4/H13/H.D	H4	H4
Peak LED Power, Watts	105	105	40	45
Nominal Power, High Beam	48	46	32	32
Nominal Power, Low Beam	28	31	23	21
Zero EMI Noise	Yes	Yes	—	—

Other quality automotive lighting accessories from CyronMotor

<u>Part Number</u>	<u>Description/Application</u>
ABxxD	LED bulb Standard Mini, Fitment with ease
ABxxE	LED bulb ELITE-II, all models, Cars, Trucks, Bikes
ABIG4.5-A6K	Driving Lamp, Integrated LED, 4.5" Harley fog lamp
ABIG7-RNG	Mounting trim ring, 7" integrated, Chrome
ABIG7-RNG-B	Mounting trim ring, 7" integrated, Black
ABIGC3A	Adapter H9/11 to H4, Roadking 2016+
AC1156 /57A	2" Harley turn signal LED insert, avail in Red, Amber, White Halo
AC1156 /57PF	Pancake Harley turn signal LED insert, avail in Red, Amber, White Halo
ACT1156/7	Torch 2" Harley turn signal LED insert, avail in Red, Amber, White or Gold Halo
AB1157H2	Light bulb Ultra High Power 8W LED, single and dual circuits
AB1157E	Light bulb High Power 6W LED, single and dual circuits
ABFT100-xx	Canbus and EMI noise filter for LED headlights, H4/H7/H9 and more
RC3A12	Tri-Zone accent lighting remote
MLKP7CZ	Accent light kit Platinum, Pro grade for mid size cruisers, avail in all 6 solid colors
MLKT10C2FZ	Accent light kit Titanium, Pro grade for large cruisers, avail in all 6 solid colors

Have you registered yet!?

CyronMotor.com/register

- ▶ Product releases & updates
- ▶ Participate in product giveaways
- ▶ Receive technical support



HEADLIGHT FOGGING UP?

Fogging or condensation in the headlight is a temporary condition and does not cause a problem with normal operation of your headlight. This condition is NOT a defect. In fact our lights are designed to allow moisture to slowly escape the housing, therefore minimizing reoccurrence of condensation. The evaporation process may take some time.

WHY IS THIS HAPPENING?

Often times during the manufacturing process polymers as resins absorb small amounts of moisture. Once the light heats up the moisture is released and shows up as condensation on the lens which is the coolest part of the light.

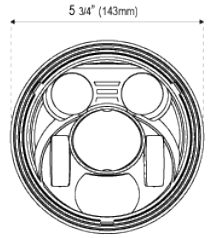
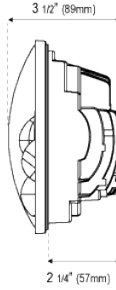
WHY STOCK LIGHTS NEVER DID THIS?

LEDs do not run as hot as halogen or HIDs lamps so the moisture takes longer to evaporate.

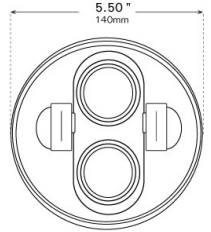
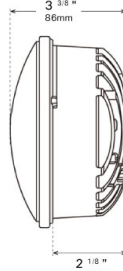
SIGNS OF FUTURE DAMAGE?

If large droplets or pooling of water is present then this is a sign of damage and can lead to a system failure. If a pool of liquid water is clearly visible and was NOT the result of physical abuse and or misuse please contact your local dealer or Cyron tech support.

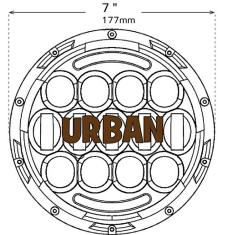
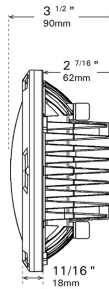
CYRON, INC.
ABIG5-B6K



CYRON, INC.
ABIG5-A6K



CYRON, INC.
ABIG7-A6K



CyronMotor.com
info@cyron.com

CYRON, INC.
ABIG7B2

